

■ PERFORMANCE DATA

Duty cycle	100% at 110% of rated voltage
Magnet wire insulation	U.L. class N, 200°C [392°F] NEMA pub. No. MW 1000, section MW 35 - C [single]
Ambient temperature	100°C [212°F] continuous @ rated voltage
Input Voltage Range	85% to 110% of rated voltage
UL Rated (certificate available upon request)	

■ ENVIRONMENT PROTECTION

Rating	Connector Type
IP65	G0*
IP67	Y0, W0
IP69K	N0, D0, J0
Thermal shock dunk	W0 ¹ , N0, D0, J0

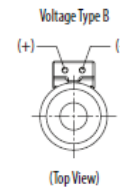
¹Passed environmental testing, but not as robust as other connectors
*Rating dependent on mating connector

■ ELECTRICAL SPECIFICATIONS

Voltage	12 DC	24 DC	115 AC	230 AC
Current (A)	1.92	0.96	0.22	0.11
Power (W)	23	23	23	23

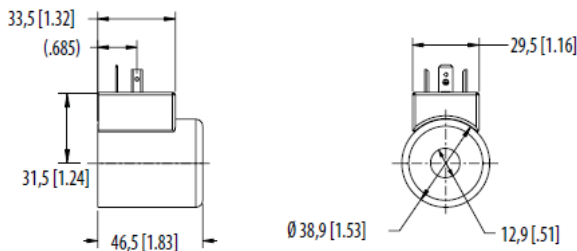
*Nominal voltage 25°C (77°F).

Diode Information

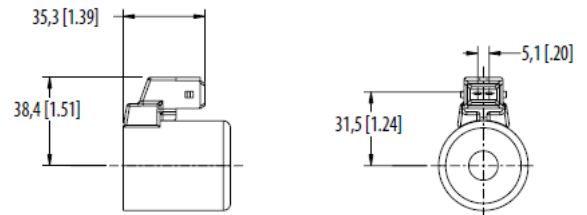


Flyback diode (arc suppressor), maximum recurrent peak reverse voltage - 800V

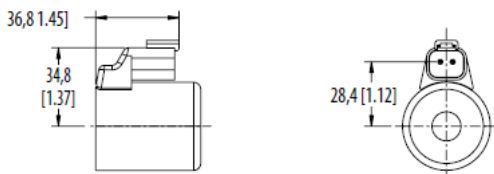
G0
DIN 43650



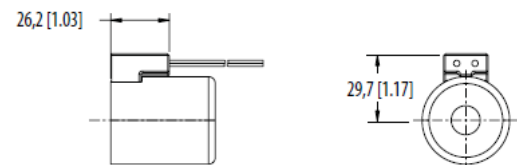
Y0
AMP Junior timer integrated connector



N0
Deutsch male DT04-2P integrated connector

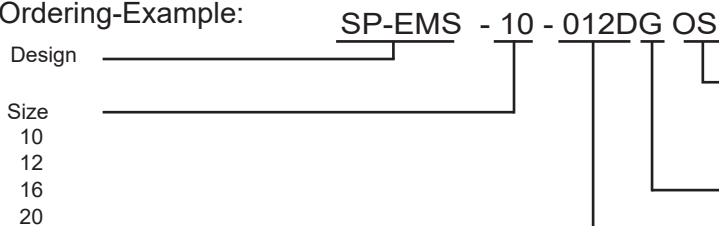


W0
Leadwire



Model-Code:

Ordering-Example:



OS = without plug (standard)
G and N connector only

Connector

G = DIN 43650

N = Deutsch (DC only)

W = Flying Lead

- n/a - no cable

- 152 mm standard length with connector

- 610 mm standard length without connector

Y = AMP JR (DC only)

Voltage

Direct Current

012D = 12 V DC

024D = 24 V DC

Alternating Current

120A = 120 V AC

230A = 240 V AC