Montage-Einzel-Platte NG 6

MEP-06.-DBV-.../..

Gewicht: ca. 1.3 kg (A)
ca. 3.5 kg (S)

Nenndruck: 250 bar (A)
350 bar (S)

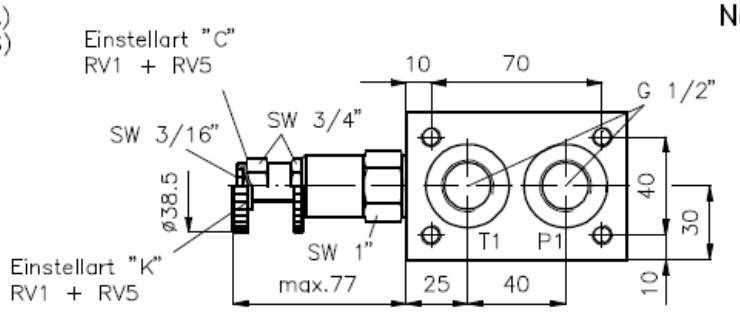

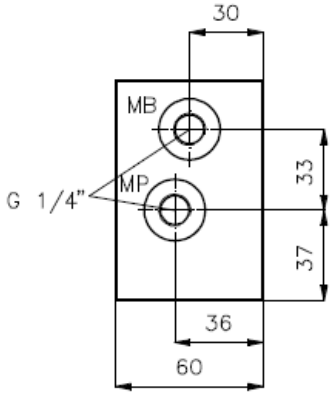

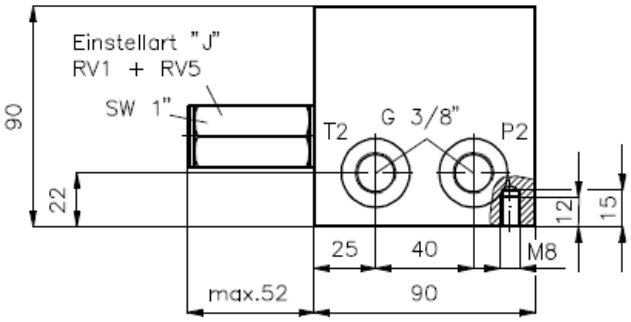

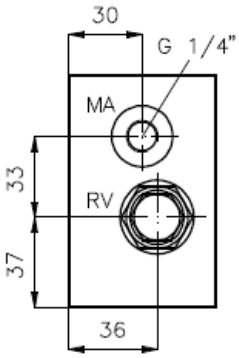

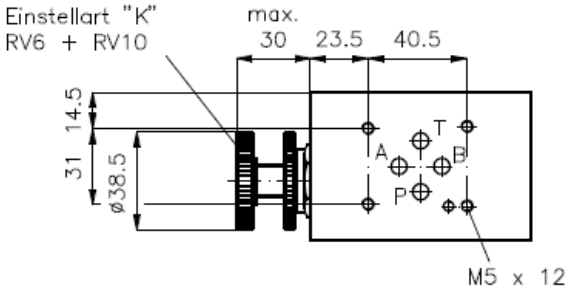

Symbol:

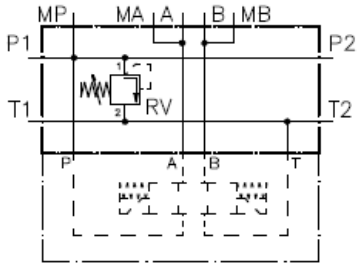

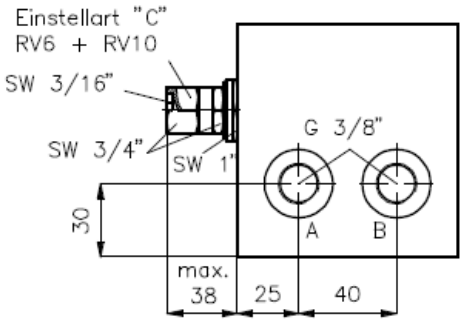

Bestell–Schluessel:

Bestell–Beispiel: MEP–06A–DBV–05C/20

Geraeteausfuehrung
Baugroesse und Werkstoff
06A = Alu (F 37)
06S = Stahl (9SMnPb28K)
Druckbegrenzungsventil
01 = RV1–10.–.. direkt gesteuert
(Massblatt–Nr.: MP–100–100)
05 = RV5–10.–.. vorgesteuert
(Massblatt–Nr.: MP–170–101)
06 = RV6–10.–.. direkt gesteuert
(Massblatt–Nr.: MP–110–101)
10 = RV10–10.–.. direkt gesteuert
(Massblatt–Nr.: MP–110–103)

Druckstufen (RV1)
03 = 3.5 bis 20 bar
09 = 7.0 bis 62 bar
18 = 17.0 bis 124 bar
36 = 34.0 bis 250 bar

Druckstufen (RV5)
03 = 3.5 bis 20 bar
20 = 7.0 bis 140 bar
35 = 17.0 bis 240 bar
50 = 35.0 bis 350 bar

Druckstufen (RV6)
25 = 3.5 bis 175 bar
50 = 140.0 bis 350 bar

Druckstufen (RV10)
02 = 2.0 bis 17.0 bar
05 = 3.5 bis 35.0 bar
10 = 17.0 bis 70.0 bar

Einstellart
J = Innensechskant (nur RV1 + RV5)
C = Verschlusskappe
K = Handrad

Motrac Hydraulik GmbH · Siemensring 87 · D-47877 Willich · fon +49-(0)2154-8162.0 · fax +49-(0)2154-8162.499 · e-mail info.mhw@motracindustries.com